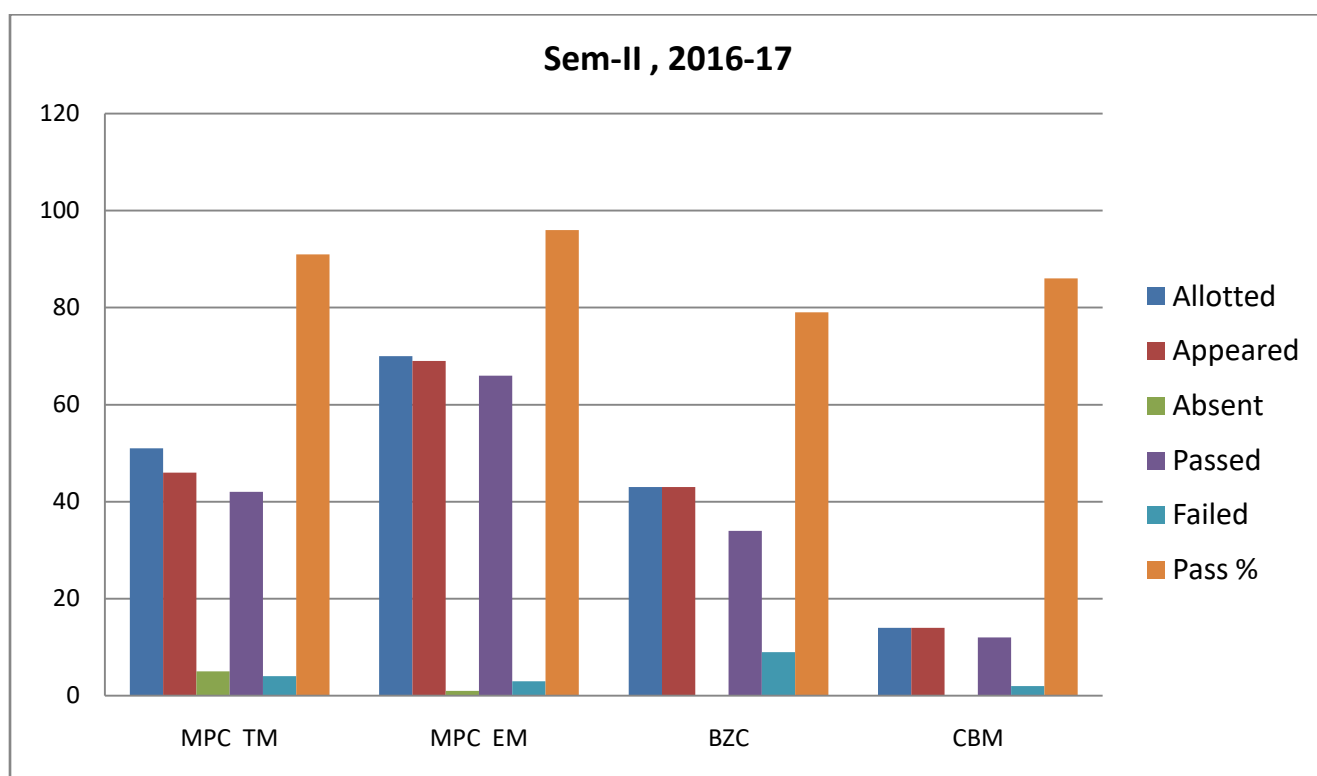
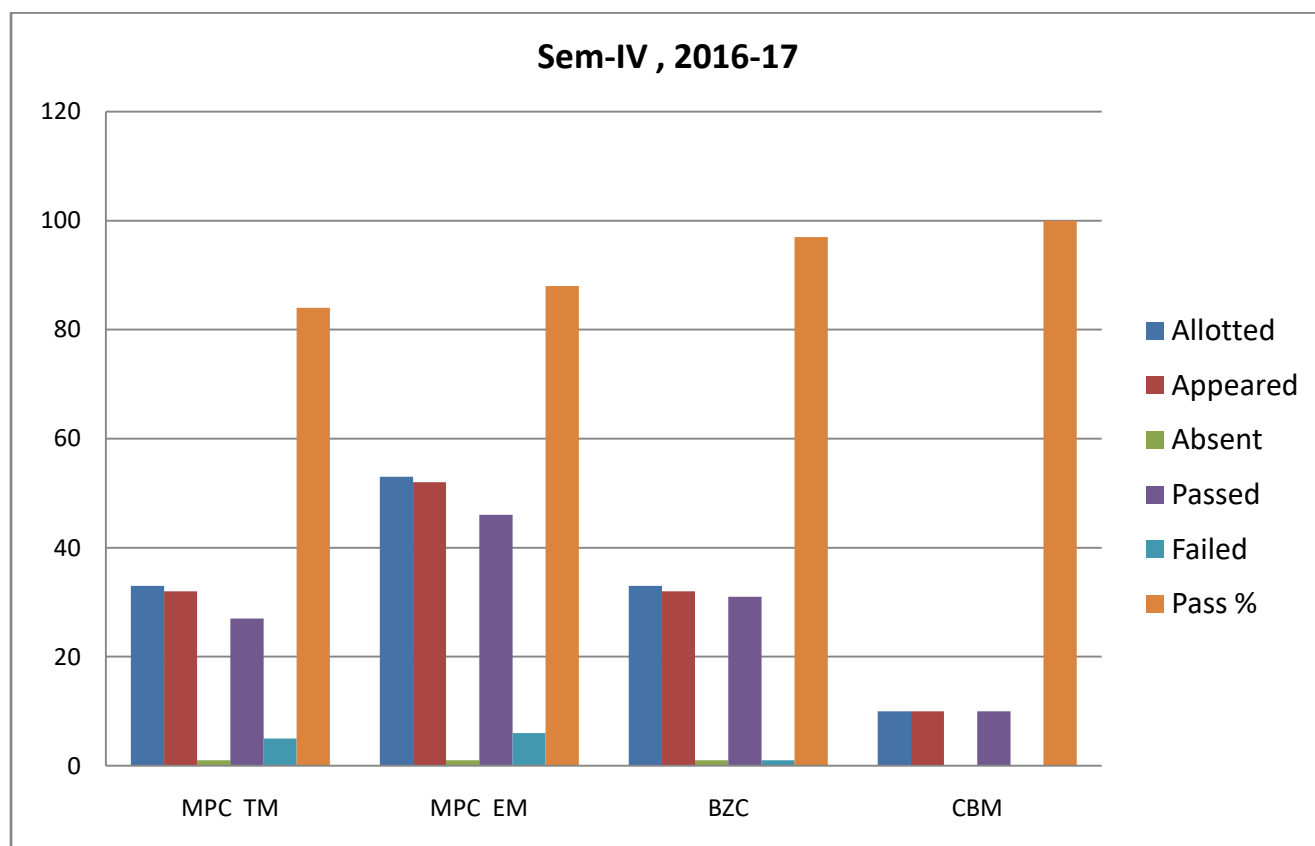


DEPARTMENT OF CHEMISTRY
RESULT ANALYSIS 2016-17, SEMESTERS II, IV & VI

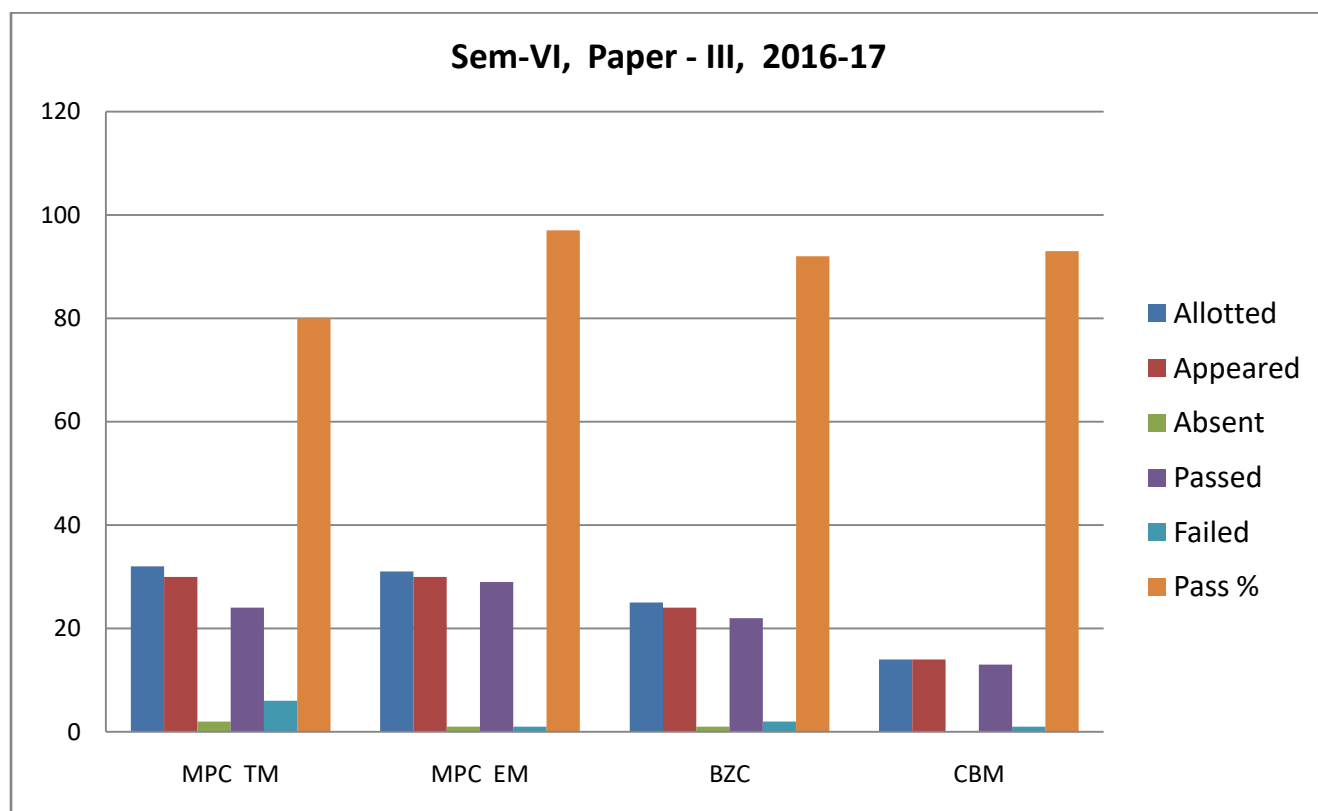
Result Analysis for the semester - II, APR - 2017							
S.No	Section	Allotted	Appeared	Absent	Passed	Failed	Pass %
1	MPC (TM)	51	46	5	42	4	91
2	MPC (EM)	70	69	1	66	3	96
3	BZC	43	43	0	34	9	79
4	CBM	14	14	0	12	2	86



Result Analysis for the semester - IV, APR - 2017							
S.No	Section	Allotted	Appeared	Absent	Passed	Failed	Pass %
1	MPC (TM)	33	32	1	27	5	84
2	MPC (EM)	53	52	1	46	6	88
3	BZC	33	32	1	31	1	97
4	CBM	10	10	0	10	0	100



Result Analysis for the semester - VI, Paper- III, APR - 2017							
S.No	Section	Allotted	Appeared	Absent	Passed	Failed	Pass %
1	MPC (TM)	32	30	2	24	6	80
2	MPC (EM)	31	30	1	29	1	97
3	BZC	25	24	1	22	2	92
4	CBM	14	14	0	13	1	93



Result Analysis for the semester - VI, Paper-IV, APR - 2017							
S.No	Section	Allotted	Appeared	Absent	Passed	Failed	Pass %
1	MPC (TM)	32	30	2	16	14	53
2	MPC (EM)	31	30	1	29	1	97
3	BZC	25	25	0	18	7	72
4	CBM	14	14	0	9	5	64

