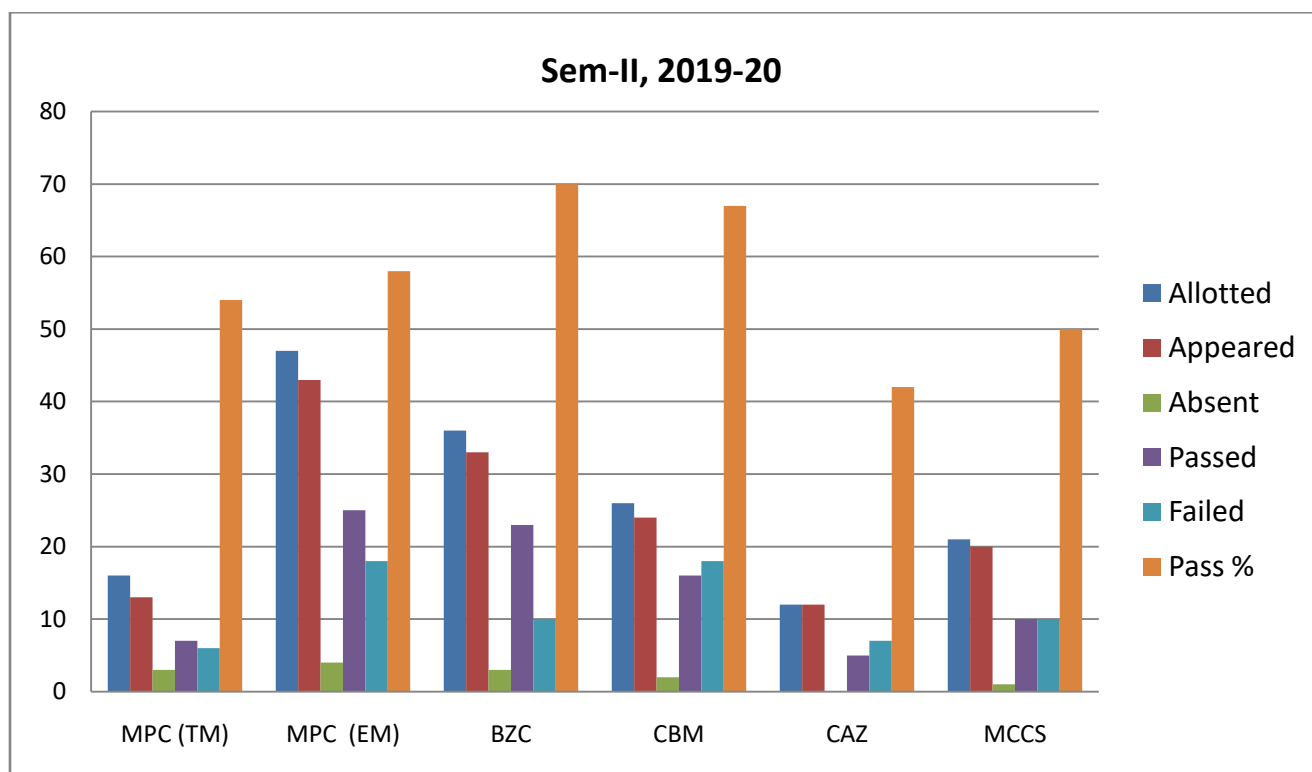
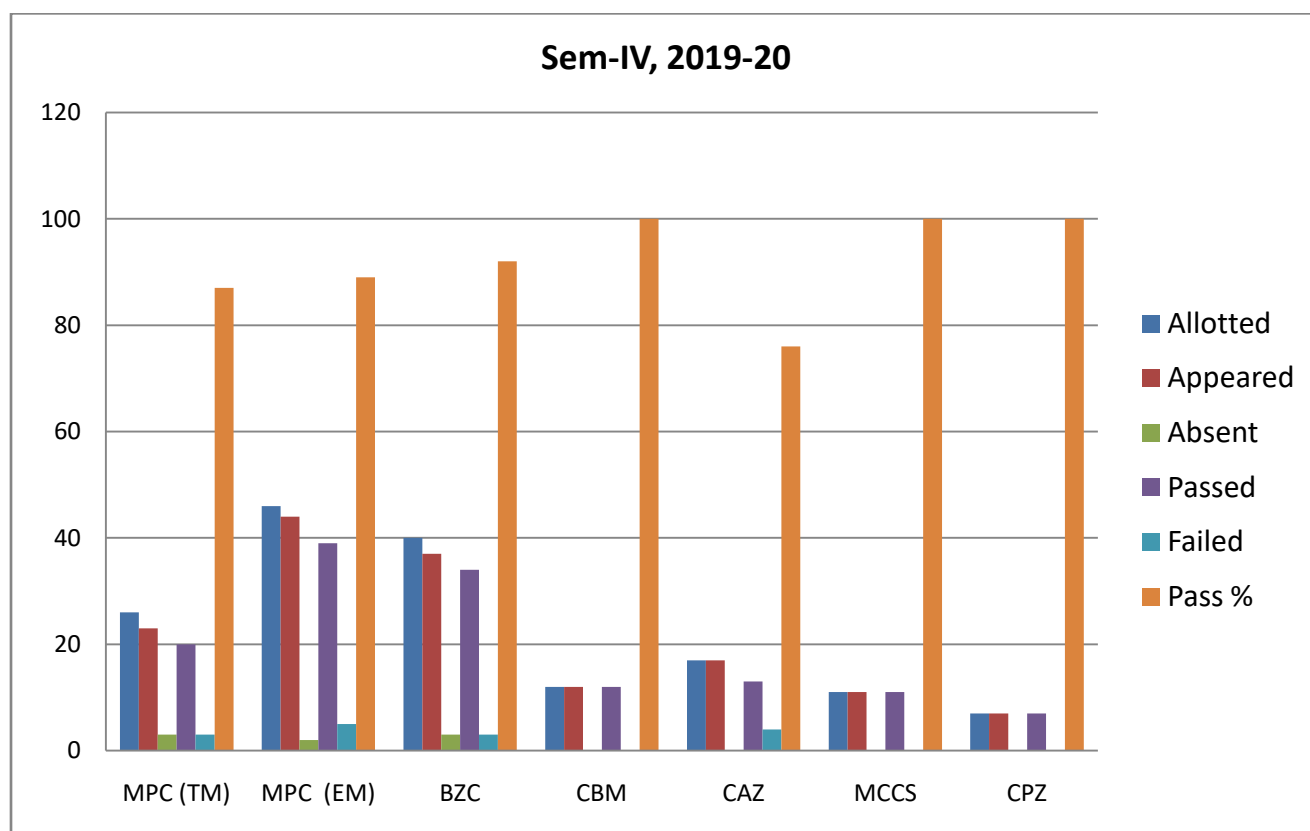


**DEPARTMENT OF CHEMISTRY**  
**RESULT ANALYSIS 2019-20, SEMESTERS II, IV & VI**

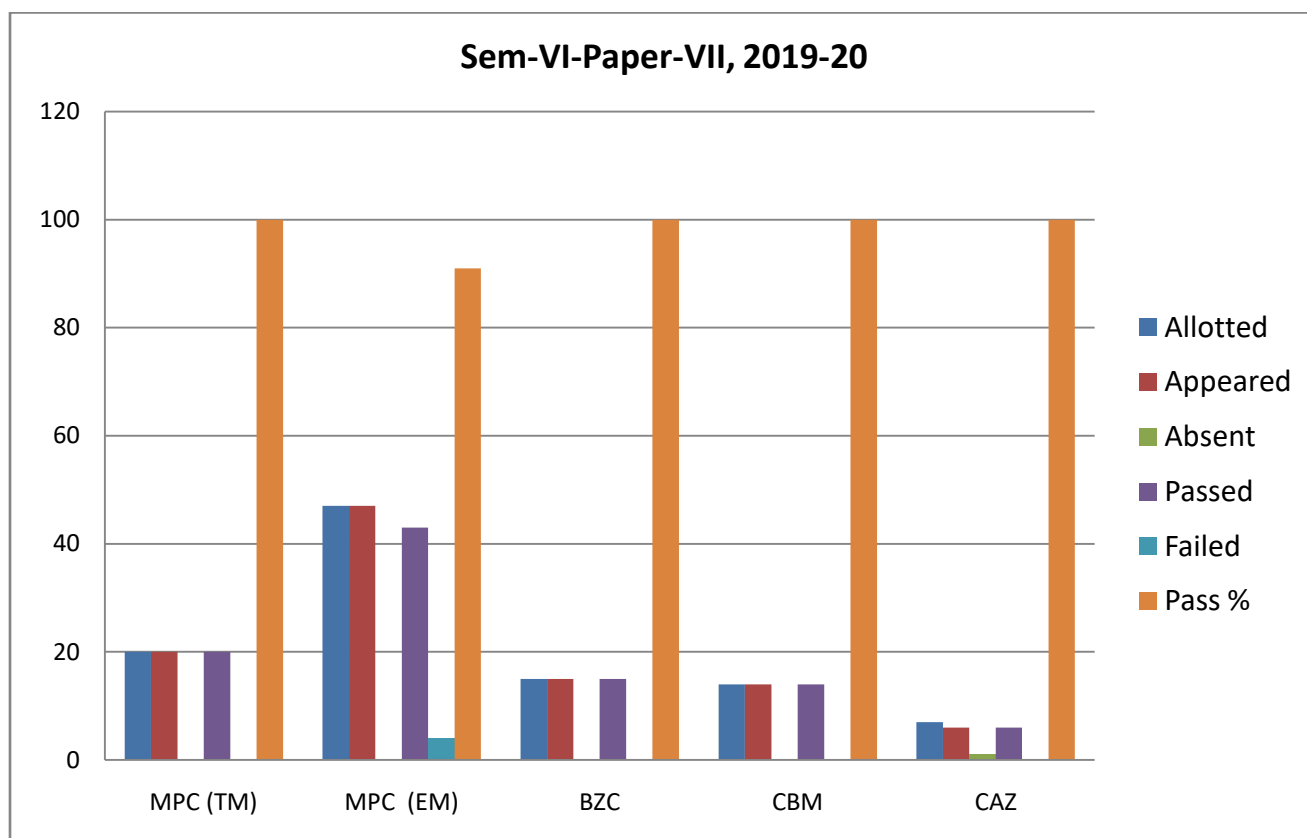
Result Analysis for the semester -II, (2019-20) OCT - 2020							
S.No	Section	Allotted	Appeared	Absent	Passed	Failed	Pass %
1	MPC (TM)	16	13	3	7	6	54
2	MPC (EM)	47	43	4	25	18	58
3	BZC	36	33	3	23	10	70
4	CBM	26	24	2	16	8	67
5	CAZ	12	12	0	5	7	42
6	MCCS	21	20	1	10	10	50



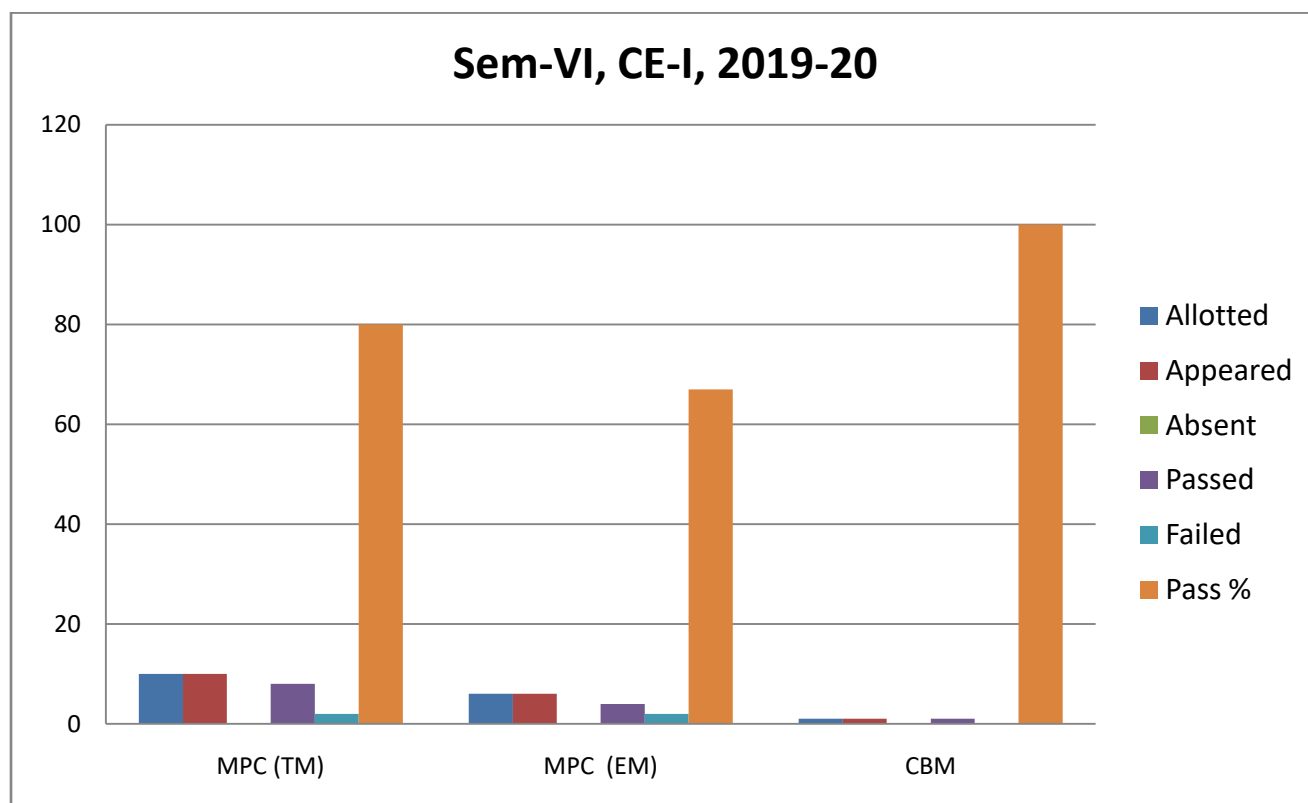
Result Analysis for the semester -IV, (2019-20) OCT - 2020							
S.No	Section	Allotted	Appeared	Absent	Passed	Failed	Pass %
1	MPC (TM)	26	23	3	20	3	87
2	MPC (EM)	46	44	2	39	5	89
3	BZC	40	37	3	34	3	92
4	CBM	12	12	0	12	0	100
5	CAZ	17	17	0	13	4	76
6	MCCS	11	11	0	11	0	100
7	CPZ	7	7	0	7	0	100



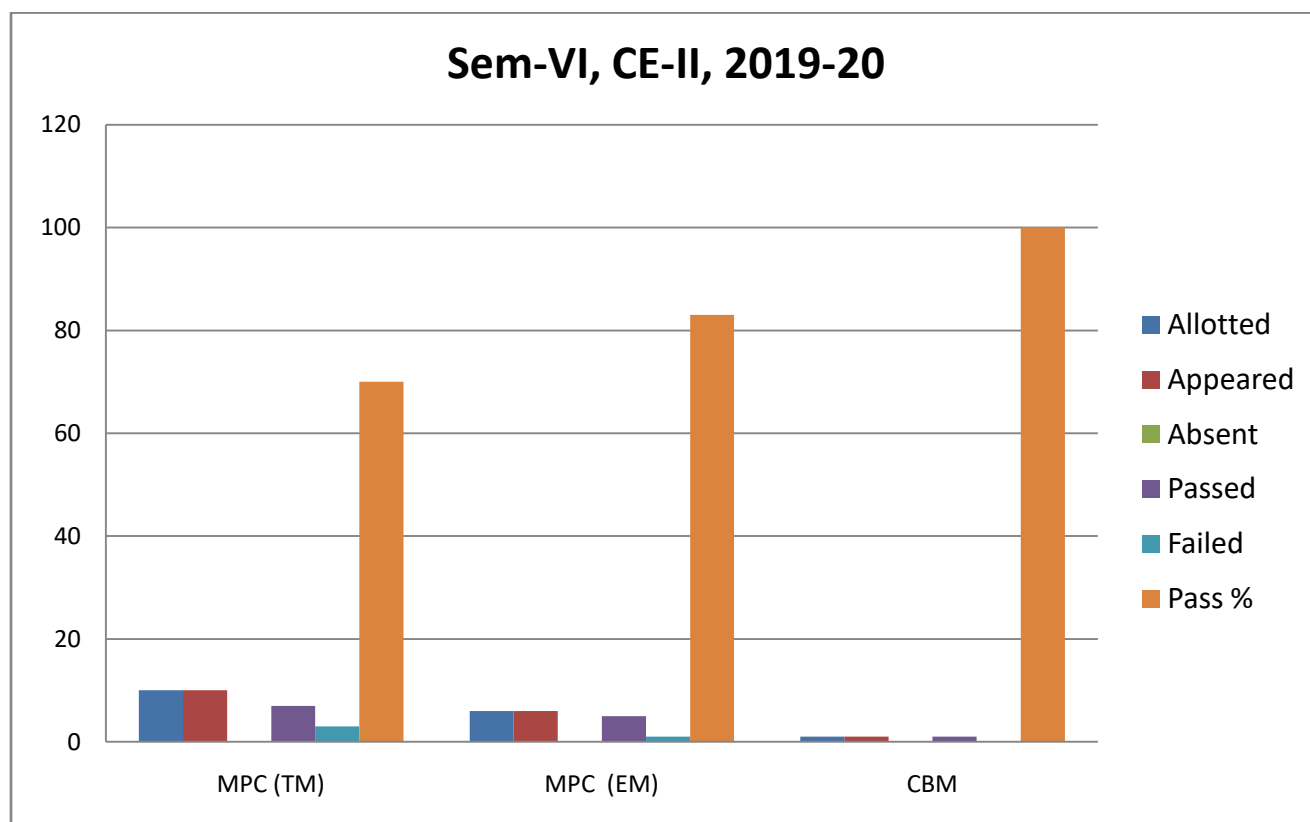
Result Analysis for the semester -VI, Paper- VII (2019-20) SEP - 2020							
S.No	Section	Allotted	Appeared	Absent	Passed	Failed	Pass %
1	MPC (TM)	20	20	0	20	0	100
2	MPC (EM)	47	47	0	43	4	91
3	BZC	15	15	0	15	0	100
4	CBM	14	14	0	14	0	100
5	CAZ	7	6	1	6	0	100



Result Analysis for the semester -VI, Paper- CE-I (2019-20) SEP - 2020							
S.No	Section	Allotted	Appeared	Absent	Passed	Failed	Pass %
1	MPC (TM)	10	10	0	8	2	80
2	MPC (EM)	6	6	0	4	2	67
3	CBM	1	1	0	1	0	100



Result Analysis for the semester -VI, Paper- CE-II (2019-20) SEP - 2020							
S.No	Section	Allotted	Appeared	Absent	Passed	Failed	Pass %
1	MPC (TM)	10	10	0	7	3	70
2	MPC (EM)	6	6	0	5	1	83
3	CBM	1	1	0	1	0	100



Result Analysis for the semester -VI, Paper- CE-III (2019-20) SEP - 2020							
S.No	Section	Allotted	Appeared	Absent	Passed	Failed	Pass %
1	MPC (TM)	10	10	0	9	1	90
2	MPC (EM)	6	6	0	5	1	83
3	CBM	1	1	0	1	0	100

