



DEPARTMENT OF HISTORY & TOURISM
SRI Y.N.COLLEGE(AUTONOMOUS), NARSAPUR – 534275

Affiliated to Adikavi Nannaya University
 Thrice Accredited by NAAC with 'A' Grade
 Recognized by UGC as "College with potential for Excellence"



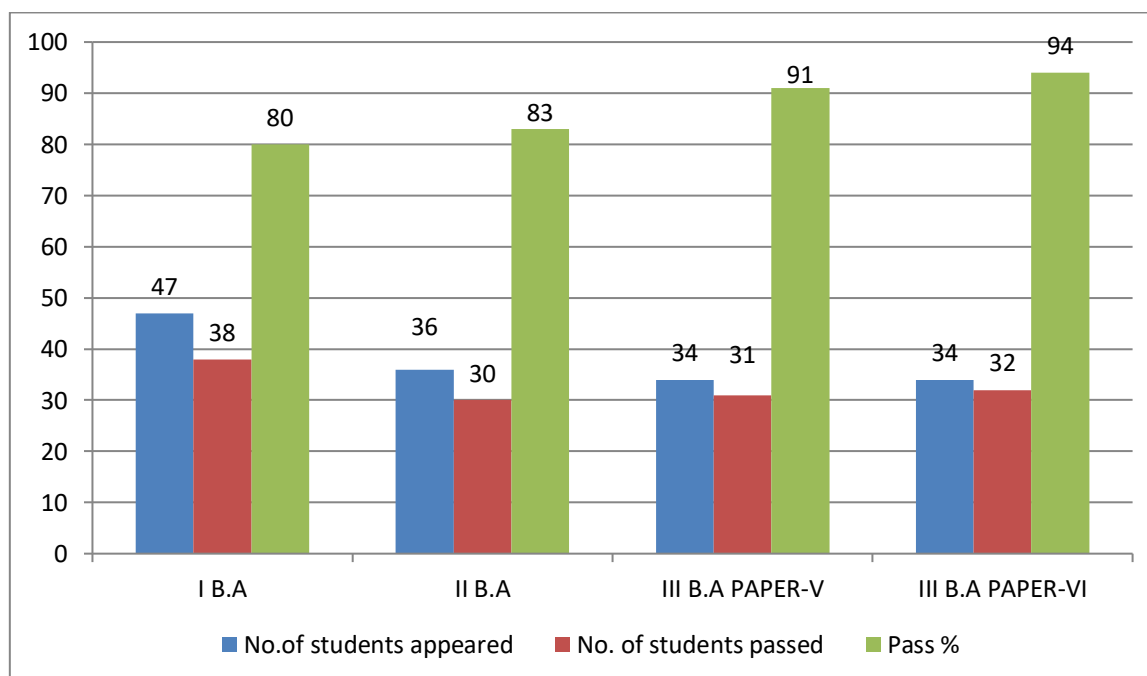
HISTORY RESULT ANALYSIS

FOR THE ACADEMIC YEAR 2018-2019

I, III, V SEMESTERS

| Class | No. of Candidates Appeared | No. of Candidates Passed | Pass % |
|-------------------------|----------------------------------|--------------------------------|--------|
| I B.A | 47 | 38 | 80 |
| II B.A | 36 | 30 | 83 |
| III B.A PAPER-V | 34 | 31 | 91 |
| III B.A PAPER-VI | 34 | 32 | 94 |

ANALYSIS





DEPARTMENT OF HISTORY & TOURISM
SRI Y.N.COLLEGE(AUTONOMOUS),NARSAPUR – 534275

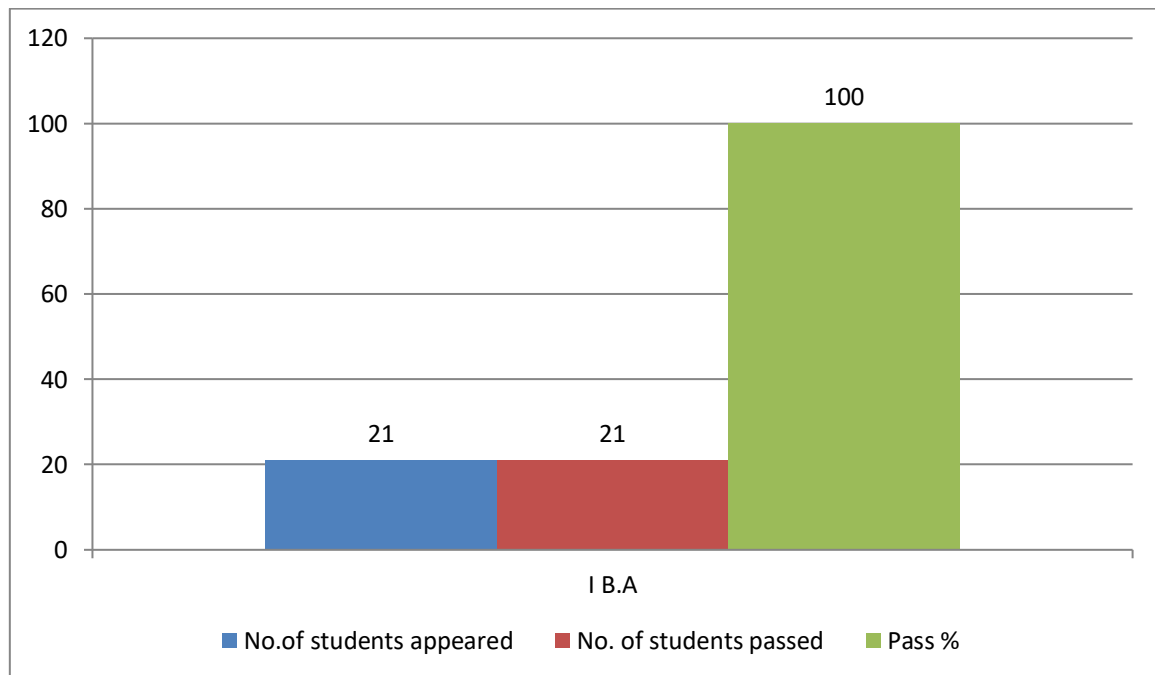
Affiliated to Adikavi Nannaya University
Thrice Accredited by NAAC with 'A' Grade
Recognized by UGC as "College with potential for Excellence"



TOURISM RESULT ANALYSIS
FOR THE ACADEMIC YEAR 2018-2019
I SEMESTERS

| Class | No. of Candidates Appeared | No. of Candidates Passed | Pass % |
|------------------------|----------------------------------|--------------------------------|------------|
| I B.A (TOURISM) | 21 | 21 | 100 |

ANALYSIS





DEPARTMENT OF HISTORY & TOURISM
SRI Y.N.COLLEGE(AUTONOMOUS), NARSAPUR – 534275

Affiliated to Adikavi Nannaya University
Thrice Accredited by NAAC with 'A' Grade
Recognized by UGC as "College with potential for Excellence"



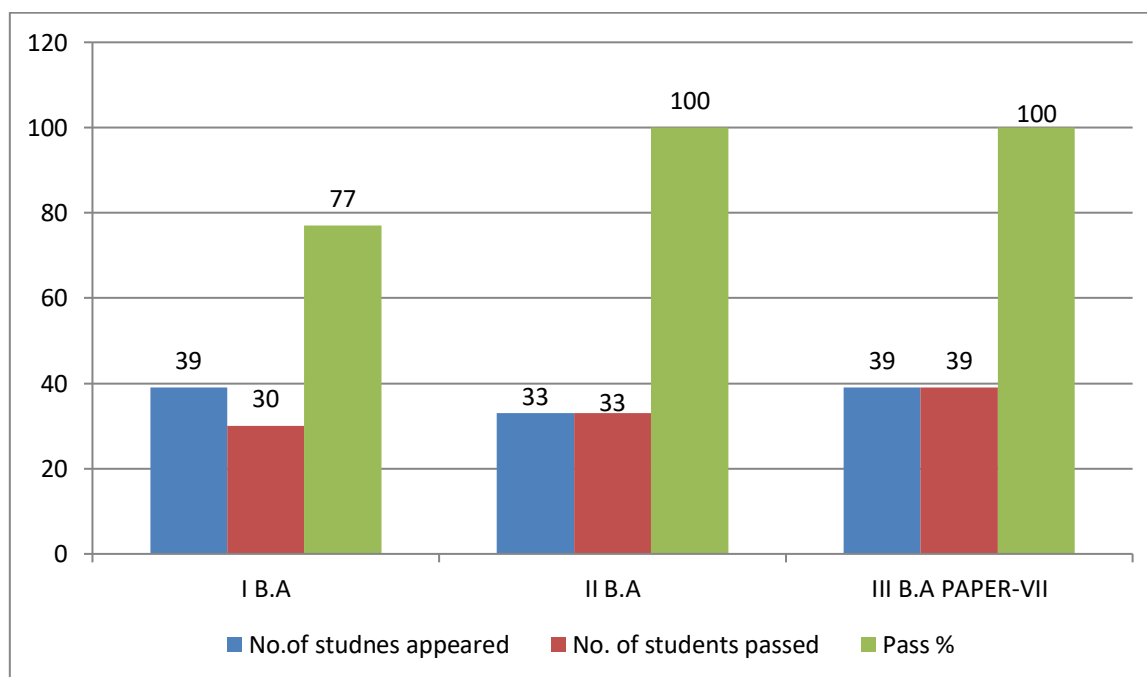
HISTORY RESULT ANALYSIS

FOR THE ACADEMIC YEAR 2018-2019

II, IV, VI SEMESTERS

| Class | No. of Candidates Appeared | No. of Candidates Passed | Pass % |
|--------------------------|----------------------------------|--------------------------------|--------|
| I B.A | 39 | 30 | 77 |
| II B.A | 33 | 33 | 100 |
| III B.A PAPER-VII | 39 | 39 | 100 |

ANALYSIS





DEPARTMENT OF HISTORY & TOURISM
SRI Y.N.COLLEGE(AUTONOMOUS), NARSAPUR – 534275

Affiliated to Adikavi Nannaya University
Thrice Accredited by NAAC with 'A' Grade
Recognized by UGC as "College with potential for Excellence"



TOURISM RESULT ANALYSIS

FOR THE ACADEMIC YEAR 2018-2019

II, VI SEMESTERS

| Class | No. of Candidates Appeared | No. of Candidates Passed | Pass % |
|-----------------|----------------------------------|--------------------------------|--------|
| I B.A (TOURISM) | 21 | 21 | 100 |
| III B.A CE-I | 10 | 10 | 100 |
| III B.A CE-III | 10 | 10 | 100 |

ANALYSIS

