






Criterion 1 -

Curriculum Design and Development

Metric - 1.3.3

Year - 2017- 2022

1.3.3 Average Percentage of students enrolled in the courses under 1.3.2 above
1.3.3.1: Number of students enrolled in value added courses (beyond the curriculum) offered year wise during last five years

S. No.	Supporting Documents	Reference Link
1	Brochures	
2	List of value added courses signed by Principal	
3	Students List	
4	Number of students enrolled in value added courses	